


Starter

Student Book




Express Publishing

Jenny Dooley
Bob Obee



AMERICAN EDITION

Wonder



CONTENTS

	Vocabulary	Structures
Hello! (pp. 4-7)	Colors (black, blue, green, orange, pink, purple, red, yellow) Numbers (1-10)	<i>Hello, I'm ... ! This is What's your name? What's your favorite color?</i>
1 My School (pp. 8-19)	School items (book, clock, desk, eraser, pen, pencil, schoolbag, trash can) Classroom commands (close your book, listen, look, open your book, pick up your pencil, put up your hand, sit down, stand up)	<i>It's a blue clock. What's this? It's a red schoolbag.</i>
2 Every Kind of Family! (pp. 20-31)	Family (brother, daddy, grandma, grandpa, mommy, sister) Adjectives (angry, funny, happy, hungry, sad, thirsty)	<i>Who's this? This is my mommy, Ann. I feel happy. I'm happy. Are you sad? Yes, I am. It's a small family.</i>
Wonder Tales 1 (pp. 32-33) The Giant Turnip (Value: Together we can do anything!)		
3 Nice Toys! (pp. 34-45)	Toys (ball, balloon, doll, kite, puppet, puzzle, robot, teddy bear) Things in a room (bed, chair, couch, cupboard, table, TV)	<i>Is it a ball? Yes, it is. Happy Birthday, Sam! This ball is for you! Thank you, Bill. It's nice! This is my table. It's green. The TV is on the cupboard. Where's the kite? On the bed. How many big teddy bears?</i>
4 This is me! (pp. 46-57)	Parts of the face (ears, eyes, face, hair, mouth, nose) Parts of the body (arms, body, feet, hands, legs) Size (big, long, short, small)	<i>This is me! Look! I have yellow hair. Touch your arms! Do you have long arms? Yes, I do. He has short hair.</i>
A World of Wonder 1 (Modules 1-4) (pp. 58-59)		
5 Eat the rainbow! (pp. 60-71)	Food (apples, bananas, cake, carrots, cola, eggs, grapes, ice cream, juice, melons, milk, oranges, pears, peppers, pizza, plums, toast, tomatoes)	<i>I like/don't like apples. Do you like juice? Yes, I do. I'm hungry! Can I have some pizza, please? Sandwiches and apples are healthy.</i>
6 All About the Farm (pp. 72-83)	Farm animals (bird, chicken, cow, dog, duck, goat, horse, sheep) Actions (climb, fly, jump, run, swim, walk)	<i>I have a horse on my farm. A chicken can run. A chicken can't climb. Can a duck swim? I have four legs. I can run.</i>
Wonder Tales 2 (pp. 84-85) The Dog and the Bone (Value: Don't be greedy!)		
7 On the Move! (pp. 86-97)	Means of transportation (bike, boat, bus, car, plane, scooter, tractor, train) Jobs (bus driver, farmer, mailman, pilot, police officer, sailor)	<i>Let's go by bus! I'm a bus driver. I can drive a bus.</i>
8 Fun Time (pp. 98-109)	Clothes (coat, dress, hat, pants, sandals, shoes, shorts, T-shirt) At the playground (climber, merry-go-round, seesaw, slide, swing, trampoline)	<i>I'm wearing my dress. Can I play with you? Yes! Let's slide on the slide! She's wearing a hat with a ball on it.</i>
A World of Wonder 2 (Modules 5-8) (pp. 110-111)		
ROLO Comes to Earth! (p. 112)		





Thinking Skills	Project	CLIL	Sounds and Words (Phonics)
Interpreting visual information	—	—	—
Identifying visual information Sequencing Creative thinking	A Schoolbag full of Colors! (Art)	Let's Move! (P.E.)	<ul style="list-style-type: none"> • book, bat • pen, pin • egg, elephant
Interpreting visual information Paying attention to visual details Self-reflection Creative thinking Categorization	My Family Tree (Social Science)	Baby Animals and their Parents (Science)	<ul style="list-style-type: none"> • happy, hippo • sad, seal • angry, ant
Interpreting visual information Recalling information Self-reflection Paying attention to visual details Applying world knowledge Creative thinking Categorization Sequencing	My Favorite Toys, Old and New! (History)	Big and Small! (Math)	<ul style="list-style-type: none"> • kite, kitten • doll, drum • in, igloo
Remembering details Creating symmetrical pictures Comparing visual details Creative thinking Applying world knowledge	My Funny Face (Art and Design)	Let's Wash Our Hands (Social Science)	<ul style="list-style-type: none"> • feet, fish • mouth, mouse • orange, octopus
Self-reflection Remembering details from the story Creative thinking Making connections Applying world knowledge	My Breakfast (Science)	Healthy – Not Healthy Food! (Science)	<ul style="list-style-type: none"> • carrot, cola • juice, jam • yellow, yogurt
Applying world knowledge Remembering details from the story Creative thinking	My Favorite Farm Animal! (Science)	The Life Cycle of a Chicken (Science)	<ul style="list-style-type: none"> • walk, whale • run, rabbit • goat, give
Applying world knowledge Paying attention to visual details Interpreting visual information Creative thinking	Wheels! (Technology Education)	School Bus Safety Rules (Social Science)	<ul style="list-style-type: none"> • under, umbrella • van, vase • train, tree • lemon, log
Applying world knowledge Recalling information Creative thinking Paying attention to visual details	My Favorite T-shirt (Art and Design)	Clothes Patterns (Math)	<ul style="list-style-type: none"> • queen, quilt • nine, nest • ox, box • zebra, zipper




1 My School



1 Time to WONDER Look at the picture. Point to the colors and say. Is your school full of colors?

2 Listen, point, and repeat.



• Color. Say.






3 Make. Chant!



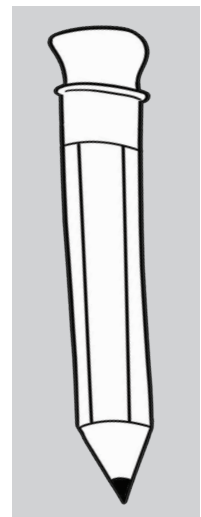

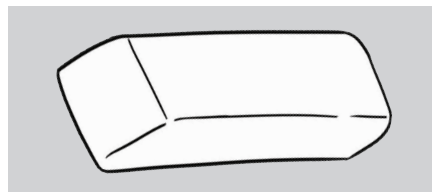



1  Listen and look.

Super School







2  **Think** Match. Color.



1  Listen, point, and repeat.



2  Help **ROLO** go to school. Listen and draw a line.



 Play the **ROLO** says game!

3



Listen and number.

1



•




Sing the *Listen to Miss Bell* song and do!

1  Think

What's next? Color. Talk with your friend.

1					
2					
3					
4					





2  Game Let's play!





A SCHOOLBAG full of

COLORS!

by Emily

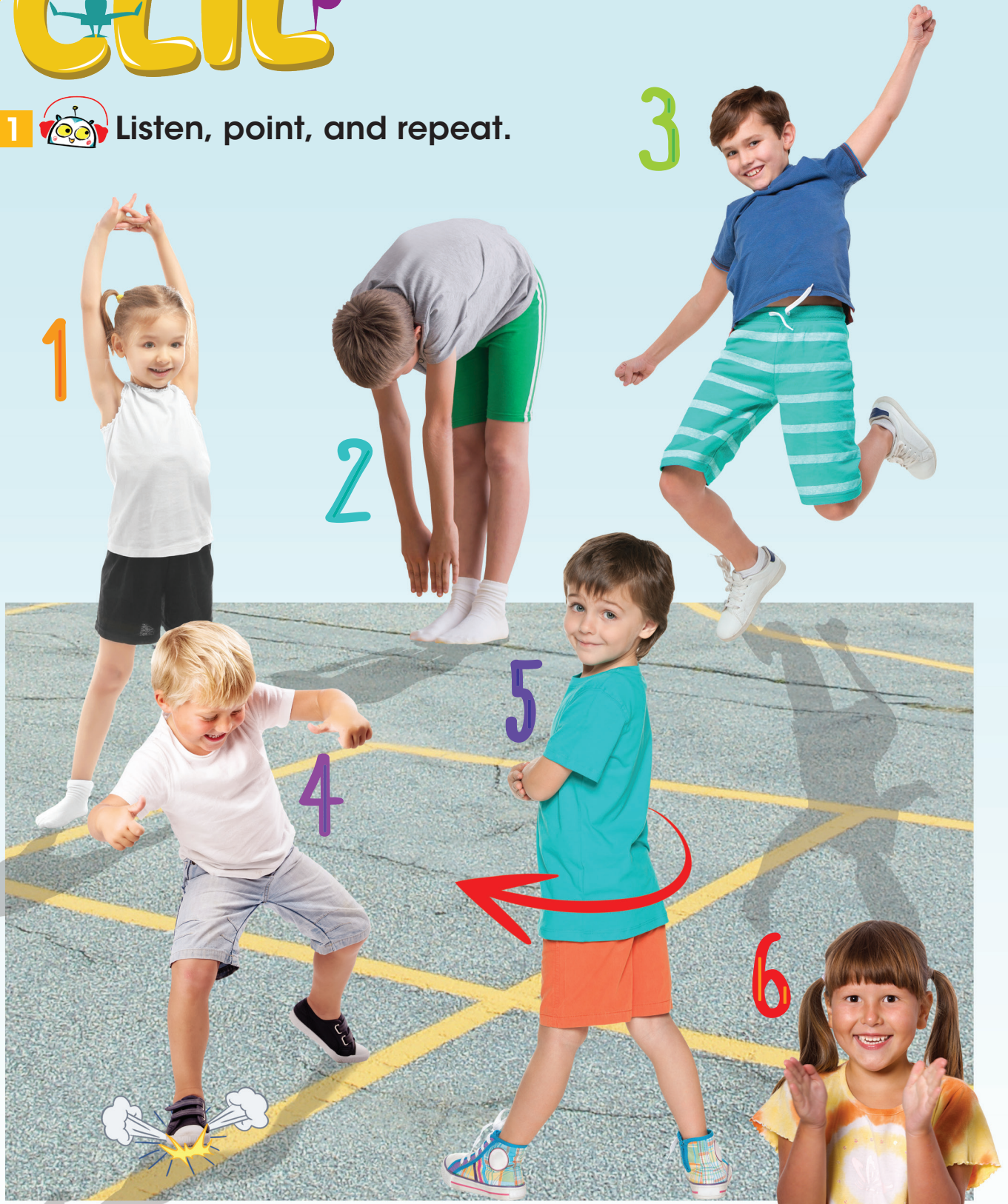


3  Listen and color.

4  **SHOW and Tell**  **Think** Do your own *A Schoolbag full of Colors!* project. Present it to the class.


CLIL P.E.

1  Listen, point, and repeat.



2  Play the **Movement** game!

3 Follow your teacher and do!



4





Sing the *Hokey Cokey* song and do!



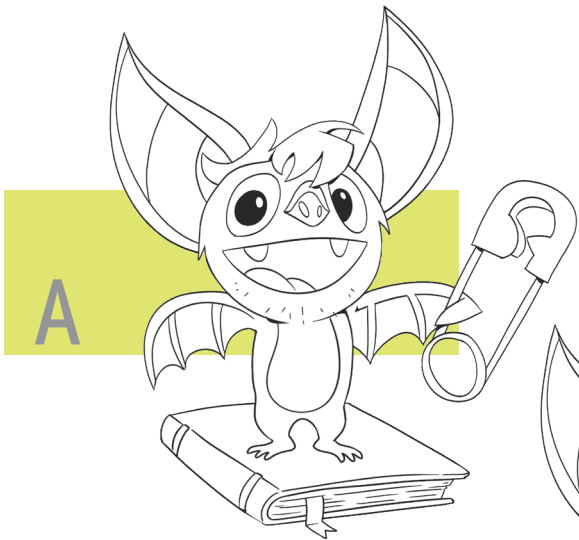
**HOKEY
COKEY**



1 Listen, point, and repeat.



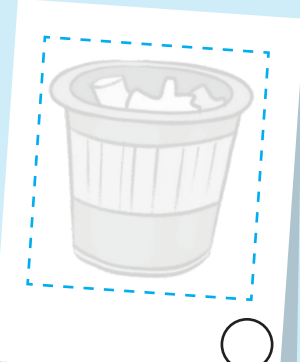
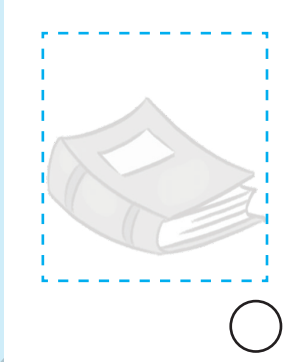


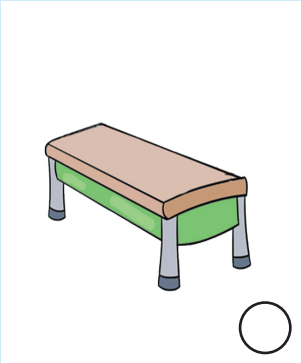
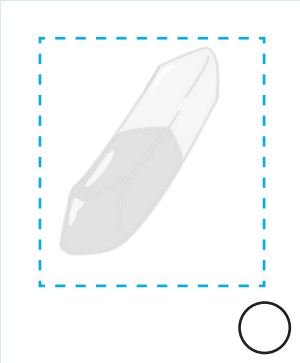

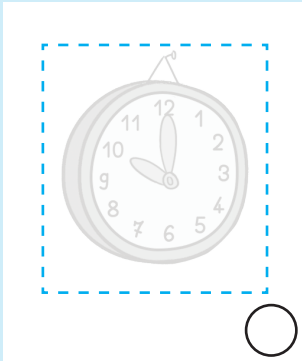
2 Listen and choose. Color.




3 Chant!

i Wonder Starter
EXTRA RESOURCES


1 Find the **STICKERS!** Point and say.



2  Listen and check (✓).

My Progress Report

Color.





i Wonder Starter

AMERICAN EDITION




i Wonder brings the color and excitement of the **real world** into the classroom. Students explore different **school subjects** through English, learn to be **critical thinkers**, and develop the **21st century skills** that are necessary in the modern world!

For Students

- Student Book
- Workbook
-  eBook 

For Teachers

- Teacher's Edition (*Interleaved*)
- Picture Flashcards
- Posters/Cross-curricular posters
- Class Audio
- Teacher's Resource Pack & Tests
- 

Wonder! Think! Discover!



Cross-curricular Language Learning



Captivating dialogues with engaging characters



21st Century Skills focus (critical thinking, communication, collaboration, and creativity)



Development of Social and Emotional Skills (role play, craftwork, games, stories, and values)



Combination of print and digital resources



Authentic documentary-style videos and animated stories



ISBN 978-1-3992-0519-1



9 781399 205191



Express Publishing