


1

Student Book




Express Publishing

Jenny Dooley
Bob Obee



Wonder



AMERICAN EDITION

CONTENTS

	Vocabulary	Structures
Let's start! (pp. 4-5)	Numbers (1-10)	Hello, I'm This is What's your name? How old are you?
1 Colors (pp. 6-17)	Colors (blue, green, indigo, orange, purple, red, violet, yellow) School (book, desk, eraser, pen, pencil, pencil case, ruler, schoolbag) Commands (close your book, open your schoolbag, point to the door, put up your hand, sit down, stand up, take out your book)	What's your favorite color? What color is your schoolbag? Is it a pen? No, it isn't. Red and yellow make orange!
2 Shapes all around! (pp. 18-29)	Shapes (circle, diamond, oval, rectangle, square, triangle) Numbers (11-20) Adjectives (big, long, short, small)	What's this? It's a triangle! How many squares are there? There's one big circle. I have three sides.
Wonder Tales 1 (pp. 30-31) The Birds and Their Colors (Value: Always be polite!)		
3 Growing up (pp. 32-43)	Family (aunt, brother, cousin, dad, grandma, grandpa, mom, sister, uncle) Action verbs (climb, crawl, cry, dance, draw, drink milk, fly, jump, run, sing, skip, swim, talk)	Who's this? My dad. What's his name? I can run. Cody's mom can climb. Can you crawl?
4 Toys (pp. 44-55)	Toys (ball, building blocks, car, doll, robot, scooter, teddy bear, train) Adjectives (big, hard, small, soft) Home (bathroom, bedroom, hall, kitchen, living room, yard) Materials (fabric, metal, plastic, wood)	The teddy bear is soft. What do I have? Where is Cody? He's in the kitchen. There are building blocks on my desk. It's made of wood. This scooter is big.
A World of Wonder 1 (Modules 1-4) (pp. 56-57)		
5 Fruit and Vegetables (pp. 58-69)	Food (apples, bananas, broccoli, cake, carrots, cheese, chicken, chocolate, ice cream, juice, milk, onions, oranges, pears, pineapples, potatoes, tomatoes, water)	I like apples. Do you like juice? Yes, I do. What about you? Are there any bananas? A pineapple is a fruit. It grows on a plant.
6 Places around (pp. 70-81)	My Neighborhood (amusement park, candy store, park, pet store, toy store, zoo) Activities (go swimming, play computer games, play hide-and-seek, play soccer, play the guitar, ride my bike, watch TV) Days of the week	Let's go to the park! Oh, yes! Great idea! It's Monday. I ride my bike. Do you go swimming on Fridays?
Wonder Tales 2 (pp. 82-83) The Ant and the Cricket (Value: Always work hard!)		
7 Wild Animals (pp. 84-95)	Body (body, ears, eyes, head, legs, mouth, nose, tail, teeth, whiskers) Animals (cat, dog, elephant, fish, hippo, lion, monkey, mouse, panda, parrot, tiger, zebra)	It has yellow ears. Elephants have a big body. Does it have whiskers?
8 Weather (pp. 96-107)	Weather (It's cold, It's hot, It's rainy, It's snowy, It's sunny, It's windy) Clothes (boots, dress, gloves, hat, jacket, jeans, shoes, shorts, skirt, T-shirt)	What's the weather like? It's cold. I'm wearing my shoes today! He's wearing a T-shirt. Bears sleep in a cave.
A World of Wonder 2 (Modules 5-8) (pp. 108-109)		
Vacation Time! (pp. 110-112)		





Thinking Skills	Project	CLIL	Sounds and Words (Phonics)
Applying world knowledge Interpreting visual information Logical/Mathematical thinking Organizing and selecting ideas	My Rainbow World (Art)	Cool and Warm colors (Art)	<ul style="list-style-type: none"> e, r, d, p, n red, pen Sight Words: it, is, a, and, isn't
Identifying/Interpreting visual information Organizing and selecting ideas Logical/Mathematical thinking	My Shape Art (Art)	Patterns Calculating (multiplying and dividing) (Math)	<ul style="list-style-type: none"> i, b, s, g, x big, six Sight Words: there, small, is, and, a, it
Recalling information Interpreting visual information Applying world knowledge	I'm Growing Up (Social Science)	How we change as we get older (Science)	<ul style="list-style-type: none"> a, h, t, m, u hat, mat, run, dad Sight Words: I, my, you, and, can't, are
Applying world knowledge Paying attention to visual details Organizing and selecting ideas	My Toy Design (Technology Education)	Things that can/can't float (Science)	<ul style="list-style-type: none"> o, c, f, w box, cat, fun, wet Sight Words: he, she, where, have, the, in
Interpreting and recalling information Applying world knowledge Organizing and selecting ideas	My 5-a-day poster (Science)	How to look after our teeth (Science)	<ul style="list-style-type: none"> j, l, v, y jam, leg, van, yo-yo Sight Words: we, what, do, some, any, here
Recalling information Organizing and selecting ideas Applying world knowledge Paying attention to visual details	My Neighborhood (Geography)	Means of transportation: in the air, on land and on water Getting around (Geography)	<ul style="list-style-type: none"> k, q, z quilt, zipper, koala Sight Words: find, come, help, go, who, with
Mathematical thinking Organizing and selecting ideas Applying world knowledge	My Favorite Wild Animal! (Science)	Animal habitats Products from animals (Science)	<ul style="list-style-type: none"> Review of letters and sounds Sight Words: like, make, look, play, go, too
Recalling information Organizing and selecting ideas	My Weather Report (Geography)	Animals that hibernate (Science)	<ul style="list-style-type: none"> The English Alphabet



1 Colors



WONDER
BOX



A **bluebird** cannot see the color **blue**!



- 1 **Time to WONDER** Look at the rainbow. How many colors can you see? How many colors can you name?

- 2 **Think**   **Circle.**

A  rainbow comes **before** / **after** the  rain.

- 3  **The colors of the rainbow!** Listen, point, and repeat.



- 4  **Talk with your friend.**




-  **Sing the *Rainbow* song!**

5




Let's listen!

The Rainbow







6  Think Check (✓).



CRAFTWORK

7  **Game**  Make a rainbow hat.
Play the *Rainbow* game.

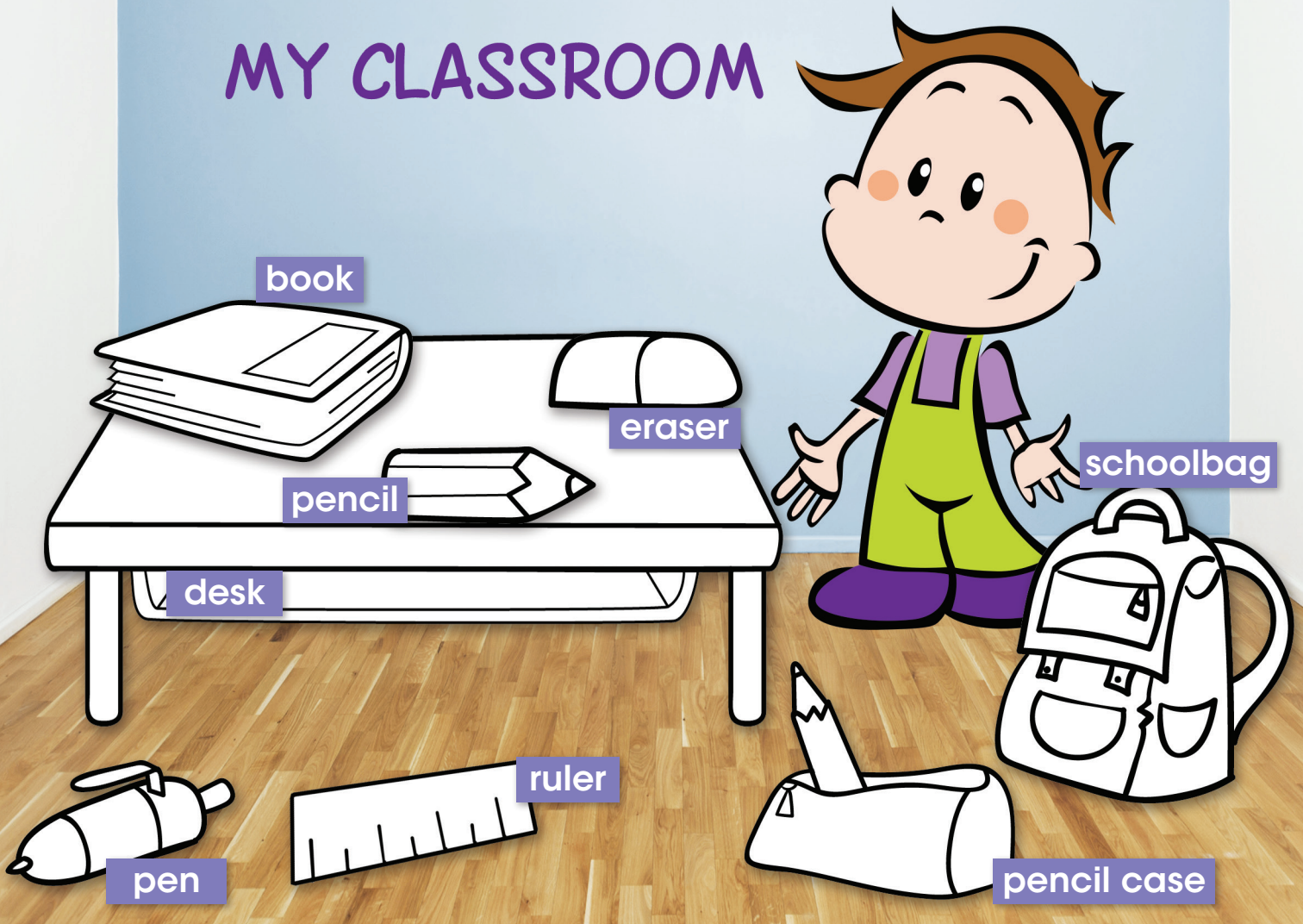


8



Listen, point, and repeat. Then color.

MY CLASSROOM



9



Talk with your friend.





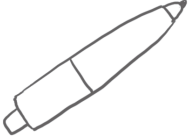
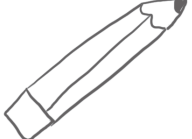

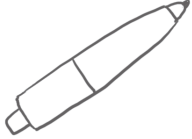
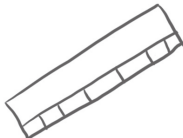


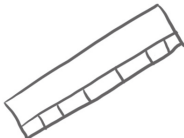
What color
is your
schoolbag?



10


What color is your ...? It's ...!

What's next? Talk with your friend and draw.

1					
2					
3					

11  Listen and number.













 Play the *Classroom* game.



Color. Then sing the *Get ready to mix* song!






	+		=	
red		yellow		orange
	+		=	
yellow		blue		green
	+		=	
blue		red		purple

CRAFTWORK



Make a  Magic Color Wheel!



Let's play!

Red and yellow

make orange!

My Rainbow World

by Ann

14 Look at Ann's project and color.

15 **Think** Tell the class.

- What's your favorite color?
- What colors can you see in the classroom?
- What colors can you see outside the classroom?


16 **SHOW and Tell** Do your own *My Rainbow World* project. Present it to the class.





CLIL ART

1 Which colors are **cool**? Which colors are **warm**? Draw a line. Point and say.


COOL



WARM



2 Color. Use **warm** colors.



CRAFTWORK



3 Make a **cool** and **warm** hand collage.



1 Listen. Look. Say.








2 Listen and circle.



3 Listen. Say the sounds together.




4 **Think** Is it **red**? Color.

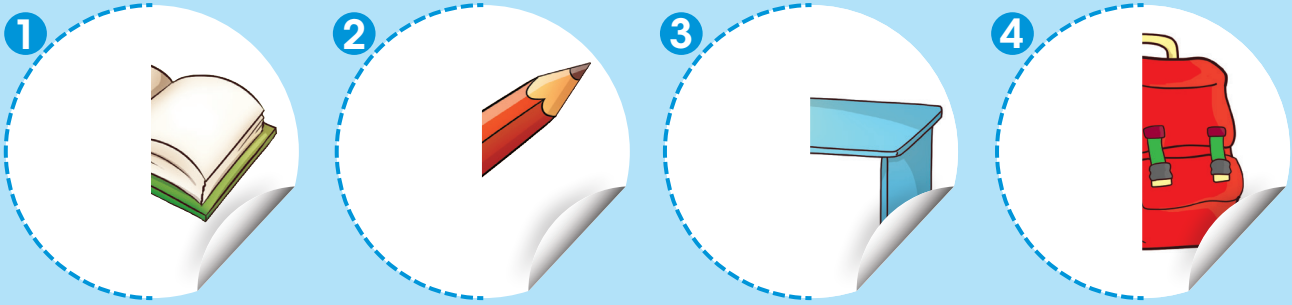


5 Listen. Say. Remember.

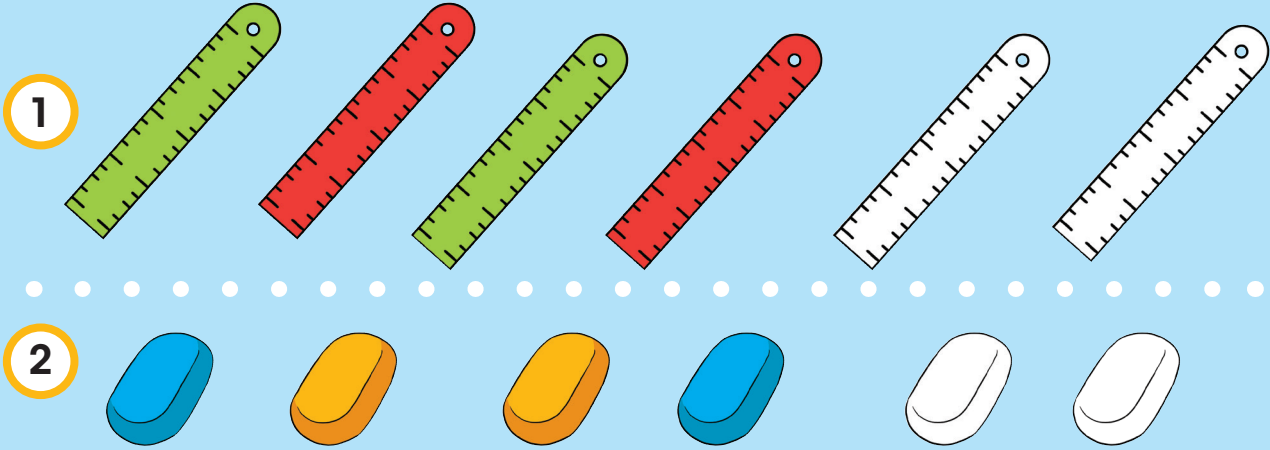
Sight Words: it | is | a | and | isn't

i Wonder 1
EXTRA RESOURCES


1  Think Point and say. Then find the **STICKERS!**



2 What's next? Color.



3  Listen and color.



My Progress Report

Color.



i Wonder 1

AMERICAN EDITION



i Wonder brings the color and excitement of the **real world** into the classroom. Students explore different **school subjects** through English, learn to be **critical thinkers**, and develop the **21st century skills** that are necessary in the modern world!

For Students

- Student Book
- Workbook
-  eBook 

For Teachers

- Teacher's Edition (*Interleaved*)
- Picture & Word Flashcards
- Posters/Cross-curricular posters
- Class Audio
- Teacher's Resource Pack & Tests



Wonder! Think! Discover!



Cross-curricular Language Learning



Captivating dialogues with engaging characters



21st Century Skills focus (*critical thinking, communication, collaboration, and creativity*)



Development of Social and Emotional Skills (*role play, craftwork, games, stories, and values*)



Combination of print and digital resources



Authentic documentary-style videos and animated stories

Includes
**FREE
STICKERS**

ISBN 978-1-3992-0185-8



9 781399 201858



Express Publishing