

# Happy Hearts

US

Student Book



Happy Hearts US is a three-level course for young children learning English for the first time.

- Student Book (with press outs and stickers)
- Teacher's Edition (with extra photocopiable resources)
- Flashcards
- Story Cards
- Interactive Poster
- Kenny Puppet
- Teacher's Resource CD-ROM
- Audio CD
- Songs CD
- DVD
- Interactive Whiteboard Software

Also available:

- Happy Hearts US 1
- Happy Hearts US 2

Recommended for use with *Happy Hearts US*



Express Publishing

ISBN 978-1-84862-830-4



# Happy Hearts

US



Starter

Jenny Dooley  
Virginia Evans



Express Publishing

**Published by Express Publishing**

**Liberty House, Greenham Business Park, Newbury,  
Berkshire RG19 6HW, United Kingdom  
Tel.: (0044) 1635 817 363  
Fax: (0044) 1635 817 463  
email: [inquiries@expresspublishing.co.uk](mailto:inquiries@expresspublishing.co.uk)  
[www.expresspublishing.co.uk](http://www.expresspublishing.co.uk)**

© Jenny Dooley – Virginia Evans, 2009

Color Illustrations: © Express Publishing, 2009

Illustrated by Jim Biggins, Alexandra Lewis © Express Publishing, 2009

Original music composed by Ted and Taz © Express Publishing, 2009

First published 2009  
Fifth impression 2018

Made in EU

*All rights reserved. No part of this publication may be reproduced, stored in a retrieval system, or transmitted in any form or by any means, electronic, photocopying or otherwise, without the prior written permission of the publishers.*

This book is not meant to be changed in any way.


ISBN 978-1-84862-830-4

## Acknowledgements

We would like to thank all the staff at Express Publishing who have contributed their skills to producing this book. Thanks for their support and patience are due in particular to: Meryl Philips (Editor in Chief), Julie Rich (senior editor); Alex Barton (senior production controller) and the Express Publishing design team; and Anna Klein, Emily Newton, Kevin Harris, Daniel Parker, Erica Thompson, and Timothy Forster. We would also like to thank those institutions and teachers who piloted the manuscript, and whose comments and feedback were invaluable in the production of the book. Special thanks to Gina, Chris and Dennis who took part in the recording.

**Every effort has been made to trace all the copyright holders. If any have been inadvertently overlooked, the publishers will be pleased to make the necessary arrangements at the first opportunity.**

# 1 Colors!



# Unit 1 - Colors!

## Lesson 1

- Hello, everyone. (Track 02)
- Play *What's in my basket?*
- Listen to the *Hello, yellow!* song. (Track 08)
- Play *Musical Colors*.

### Worksheet 1 page 5

- Color the sun and the sky.
- Listen to the *Hello, yellow!* song and point to the sun and sky. (Track 08)
- Bye-bye, everyone. (Track 06)



## Lesson 2

- Remove the *Kenny* press out.
- Listen to the *Hello, yellow!* song. (Track 08)

### Hello, yellow! (Track 08)

Hello, yellow!  
Yellow for the sun.  
Hello, yellow!  
Yellow is fun!

Hello, blue!  
Blue for the sky.  
Hello, blue!  
Hello, hi!



# Unit 1 - Colors!

## Lesson 3

- Hello, everyone. (Track 02)
- Play *What's in my basket?*
- Listen to the *Two pretty colors!* song. (Track 10)
- Play *Pass the Color*.

### Worksheet 2 page 7

- Trace and color the tree and the apples.
  - Listen to the *Two pretty colors!* song and point to the tree and the apples. (Track 10)
- 
- Bye-bye, everyone. (Track 06)

## Lesson 4 – Toy Box

- Make your own color streamer.

### Two pretty colors! (Track 10)


(Tune: Over the meadow)

Green is for the color of the  
Tree, tree, tree!

Red is for the apples on the  
Tree, tree, tree!

Red for the apples,  
Green for the tree,  
Red and green  
For you and me!









# Unit 1 - Colors!

## Lesson 5

- Hello, everyone. (Track 02)
- Listen to *The apple tree* story. (Track 12)

### Worksheets 3, 4 pages 9-11

- Find the stickers.
- Trace and color the apples.
- Bye-bye, everyone. (Track 06)

## Lesson 6

- Let's look at the story again.
- Play *What Color Is My Apple?*

### The apple tree (Track 12)

#### Story Card 1

Kenny is in the sun.  
"Hello, Kenny," says Billy.  
"Hello, Kenny," says Molly.  
"Look at the beautiful yellow sun!"

#### Story Card 2

"Look at the beautiful blue sky!" says Billy.  
"What a lovely day. Let's go for a walk!"

#### Story Card 3

"Look at the beautiful green tree!" says Molly.  
"Meow!" says Kenny, and climbs up the tree.

#### Story Card 4

"Look at the beautiful red apples!" says Billy.  
"Meow!" says Kenny.

#### Story Card 5

An apple for Molly.  
An apple for Billy and an apple for Kenny!  
"What a beautiful day!" say Molly and Billy.  
"Meow!" says Kenny.