

Happy Hearts

US



Student Book


Happy Hearts US is a three-level course for young children learning English for the first time.

- Student Book (with press outs and stickers)
- Activity Book
- Teacher's Edition (with extra photocopiable resources)
- Flashcards
- Story Cards
- Interactive Poster
- Kenny Puppet
- Teacher's Resource CD-ROM
- Class CD
- Songs CD
- DVD
- Interactive Whiteboard Software

Also available:

- Happy Hearts US Starter
- Happy Hearts US 1

Recommended for use with *Happy Hearts US*



Express Publishing

ISBN 978-1-84862-832-8



Happy Hearts

US



2

Jenny Dooley
Virginia Evans



Express Publishing

Published by Express Publishing

**Liberty House, Greenham Business Park, Newbury,
Berkshire RG19 6HW, United Kingdom
Tel.: (0044) 1635 817 363
Fax: (0044) 1635 817 463
email: inquiries@expresspublishing.co.uk
www.expresspublishing.co.uk**

© Jenny Dooley – Virginia Evans, 2009

Color Illustrations: © Express Publishing, 2009

Illustrated by Jim Biggins © Express Publishing, 2009

Original music composed by Ted and Taz © Express Publishing, 2009

First published 2009
Third impression 2010

Made in EU

All rights reserved. No part of this publication may be reproduced, stored in a retrieval system, or transmitted in any form or by any means, electronic, photocopying or otherwise, without the prior written permission of the publishers.

This book is not meant to be changed in any way.


ISBN 978-1-84862-832-8

Acknowledgements

We would like to thank all the staff at Express Publishing who have contributed their skills to producing this book. Thanks for their support and patience are due in particular to: Meryl Philips (Editor in Chief), Julie Rich (senior editor); Alex Barton (senior production controller) and the Express Publishing design team; and Anna Klein, Emily Newton, Kevin Harris, Daniel Parker, Erica Thompson, and Timothy Forster. We would also like to thank those institutions and teachers who piloted the manuscript, and whose comments and feedback were invaluable in the production of the book.

Every effort has been made to trace all the copyright holders. If any have been inadvertently overlooked, the publishers will be pleased to make the necessary arrangements at the first opportunity.

1 Happy family!



Unit 1 - Happy family!

Lesson 1

- Hello, everyone. (Track 02)
- Play *What's in my basket?*
- Listen to the *Happy family!* song. (Track 08)
- Play *Happy Hearts*.

Worksheet 1 page 5

- Match Mommy, Daddy, Molly, and Billy.
- Listen to the *Happy family!* song and point to Mommy, Daddy, Molly, and Billy. (Track 08)

- Bye-bye, everyone. (Track 06)

Lesson 2

- Remove the *Kenny* press-out.
- Sing the *Happy family!* song. (Track 08)

Happy family! (Track 08)

(Tune: Early one morning)

We're a happy family.
We are happy hearts, you see.
We're a happy family.
Welcome to our house!

Mommy's in the living room.
Daddy's in the bedroom.
Molly's in the kitchen.
Billy's in the bathroom!



Unit 1 - Happy family!

Lesson 3

- Hello, everyone. (Track 02)
- Play *What's in my basket?*
- Listen to the *My little house!* song. (Track 10)
- Play *Knock on the Door*.



Worksheet 2 page 7

- Match the little cats to their little houses.
 - Listen to the *My little house!* song and point to house number four. (Track 10)
-
- Bye-bye, everyone. (Track 06)

My little house! (Track 10)

(Tune: Hush, little baby)

My little house
On my little street.
My little house
Is small and sweet!
My little house
Knock on the door.
My little house
Is number four!



1 =  2 =  3 =  4 =  5 = 

Unit 1 - Happy family!

Lesson 4

- Hello, everyone. (Track 02)
- Play *What's in my basket?*
- Listen to the *My little house!* song. (Track 10)
- Play *My Little Street*.

Worksheet 3 page 9

- Use the code and color the house.
- Bye-bye, everyone. (Track 06)



Unit 1 - Happy family!

Lesson 5

- Hello, everyone. (Track 02)
- Play *What's in my basket?*
- Listen to the *My favorite room* song. (Track 12)
- Play *Splash about!*

Worksheet 4 page 11

- Circle 5 differences.
- Bye-bye, everyone. (Track 06)

Lesson 6 – Toy Box

- Make a house.

My favourite room (Track 12)

The bathroom
Is my favorite room.
I splash about
And have some fun!
SPLISH! SPLASH! SPLISH!

The bathroom
Is my favorite place.
I wash my hands,
I wash my face!
SPLISH! SPLASH! SPLISH!







Unit 1 - Happy family!

Lesson 7

- Hello, everyone. (Track 02)
- Listen to the *Where's Kenny?* story. (Track 14)

Worksheets 5, 6 pages 13-15

- Find the stickers.
- Color the carpet.
- Bye-bye, everyone. (Track 06)

Lesson 8

- Let's look at the story again. (Track 14)
- Play *Where's Kenny?*

Where's Kenny? (Track 14)

Story Card 1

Where's Kenny?
Look! He's in the bedroom.
Mommy's in the bedroom, too.
Mommy's sleeping.
Kenny's sleeping, too!

Story Card 2

Where's Kenny now?
Look! He's in the living room.
Daddy's in the living room, too.
Daddy's watching TV.
Kenny's watching TV, too!

Story Card 3

Where's Kenny now?
Look! He's in the kitchen.
Molly's in the kitchen, too.
Molly's eating.
Kenny's eating, too!

Story Card 4

Where's Kenny now?
Look! He's in the bathroom!
Billy's in the bathroom, too.
Kenny and Billy are having fun.

Story Card 5

"I like my house," says Kenny.
"It's a happy house!"