

# The Mice and the Weasels

by Katherine Reilly & Jenny Dooley



  
**SHORT  
TALES**  
LEVEL 6



Express Publishing

Published by Express Publishing

**Liberty House, Greenham Business Park, Newbury,  
Berkshire RG19 6HW, United Kingdom**

**Tel.: (0044) 1635 959 759**

**email: [inquiries@expresspublishing.co.uk](mailto:inquiries@expresspublishing.co.uk)**

**[www.expresspublishing.co.uk](http://www.expresspublishing.co.uk)**

© Katherine Reilly & Jenny Dooley, 2023

Story illustrations © Young Angels

Design and remaining illustrations © Express Publishing, 2023

Colour Illustrations: Andrew Simons, Mario © Express Publishing, 2023

Music Arrangements © Express Publishing, 2023

First published 2023

Made in EU

All rights reserved. No part of this publication may be reproduced, stored in a retrieval system, or transmitted in any form, or by any means, electronic, photocopying, or otherwise, without the prior written permission of the publishers.

This book is not meant to be changed in any way.

ISBN 978-1-3992-1110-9 Student's Book

ISBN 978-1-3992-1111-6 Digibooks app

ISBN 978-1-3992-1112-3 Student's Book & Digibooks app

ISBN 978-1-3992-1110-9



•••  
Audios & key also downloadable from  
[www.teachers-corner.co.uk/free-resources](http://www.teachers-corner.co.uk/free-resources)



# The Mice and the Weasels


by Katherine Reilly & Jenny Dooley



Express Publishing



What is going on in the picture?



There was once a great war between the mice and the weasels. The mice were greedy. They wanted more land and food. The mice shot arrows with their bows and threw spears. "We won't let you take our land! Go back into your holes!" said Warren Weasel. "Give up! We have spears and bows and arrows! They are better than your swords!" yelled Miles Mouse.

The weasels had old swords, but they were good at fighting because they worked as a team. The mice didn't work together and lost every fight.

"We have lost again. We must go back!" yelled Miles.



Why did Miles tell the weasels to give up?

Go to activities on page 16



# ACTIVITIES


for pages 10-11




13  Listen and say.



run towards



hold



scare

14  Read and answer **Yes** or **No**.

- |                                             |           |
|---------------------------------------------|-----------|
| 1 The weasels prepared to attack.           | <b>No</b> |
| 2 The mice were opposite the weasels.       | .....     |
| 3 The weasels were holding spears and bows. | .....     |
| 4 The mice knew how to fight.               | .....     |
| 5 The weasels weren't afraid of the mice.   | .....     |

15  Match the pictures with the speech bubbles.



**1** The weasels weren't afraid of the mice army.

**2** The mice army was preparing to attack.



**3** The mice army ran towards the weasels.

**4** Miles wanted to scare away the weasels.



# ACTIVITIES

for pages 12-13



16  Listen and say.



afraid of

run away

drop  
the weapons

rush into  
the holes

17  Form the **passive** in the sentences.


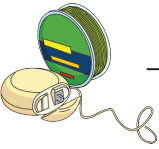
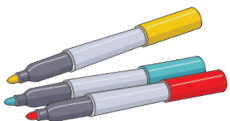


- 1 The mice ..... **(attack)** by the weasels.
- 2 A silly straw crown ..... **(wear)** by Miles Mouse.
- 3 The weapons ..... **(drop)** by the mice.
- 4 The army ..... **(not/prepare)** by the generals.

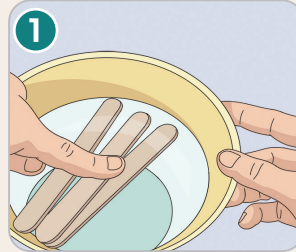
18   Listen and match each mouse with its weapon.

- 1 Mouse 1
- 2 Mouse 2
- 3 Mouse 3
- 4 Mouse 4
- 5 Mouse 5

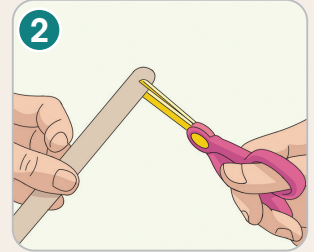


### You need:

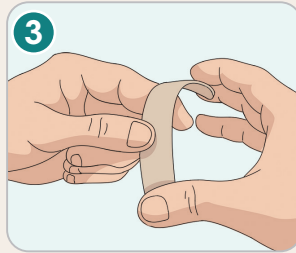
-  ice lolly sticks
-  fishing line / dental floss
-  markers
-  cotton buds / toothpicks
-  scissors



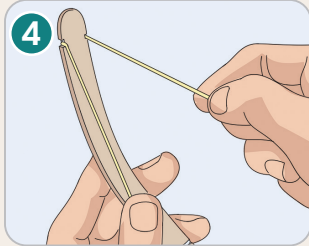
Soak the ice lolly sticks in water for a few hours. They have to become bendable.



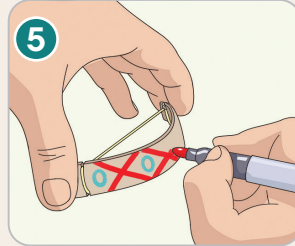
Check the ice lolly stick to see if they have become softer. If they have, use the scissors to cut two small but deep slits at the end of each.



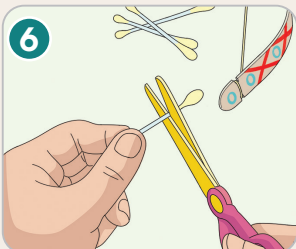
When the ice lolly sticks are soft enough, take them out of the water and start bending them. Start from the middle and go to the edges. Be very careful while bending them not to crack them.



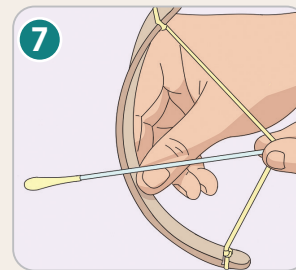
When the bow is at the shape you want, cut a piece of fishing line or dental floss and tie it around the slits you have cut on the ice lolly sticks.



Cut the extra line and tuck it into the wrapped line. Use the markers to make designs on your bows as you like.



Use the scissors to cut one edge of the cotton buds or the toothpicks. This side will work as the flat side to have your bow work and shoot the arrows.



Your bows and arrows are ready. You can even use ice lolly sticks of different colours for the bows of each army. You can also put marshmallows on the pointy edge of the arrows and enjoy at a campfire party!



# WORD LIST

afraid of	get in	rush into the holes
argue	grab	scare
army	greedy	show off
arrow	hold	spear
attack	hole	straw crown
bow	land	succeed
cane	leader	train
choose	line up	unhappy
cry	look the best	vote
drop the weapons	meeting	walk up and down
end	mice	war
fail	promise	weasels
feel important	rank	win
fight	rock	wise
follow orders	run away	work as a team
general	run towards	work together

## KEY STRUCTURES in this story:

- Passive voice (Present Simple - Past Simple)
- soldiers and armour words

Headwords:

??

# The Mice and the Weasels



by Katherine Reilly & Jenny Dooley

An army of greedy mice at war with weasels for more food and land. They lose every time because they do not know how to fight. The mice now have three new generals, but will they be able to lead them to victory?



Express  
DigiBooks



Express Publishing

ISBN 978-1-3992-1112-3



9 781399 211123